

## Lecture 3

### Wireless Internet-oriented Infrastructures and Protocols

Mobile Business I (WS 2015/16)

Prof. Dr. Kai Rannenberg

Deutsche Telekom Chair of Mobile Business & Multilateral Security  
Johann Wolfgang Goethe University Frankfurt a. M.

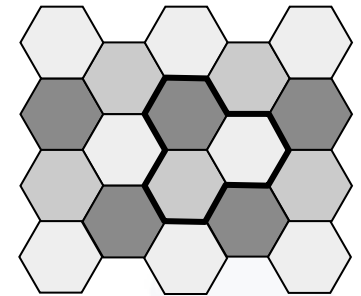


- Wireless LAN
  - Basics
  - Components and Infrastructures
  - State-of-the art Encryption
  - Mobility and Roaming
- Mobile IP – Mobility support for TCP/IP
- IP-based Radio Access Networks

- Wireless communication based on radio as transport medium
- Cell based architecture
- Extension to a (wire based) LAN
- One cell serves an area in which PCs, laptops, and other connected devices can move freely.
- The term "Wi-Fi" is
  - used in general English as synonym for a Wireless Local Area Network (WLAN),
  - a trademark owned by the *Wi-Fi Alliance*, a trade association promoting Wi-Fi technology.



- The basic module of a Wireless LAN is a so-called radio cell.
- A radio cell covers a circular area that PCs or laptops and other connected devices are able to use.
- A WLAN radio cell can be an add-on for already existing cable-based networks.



- The Access Point is transferring a periodical beacon. A beacon communicates the Service Set Identifier (SSID) and other important operational parameters (channel, ...)
- A Wireless LAN client sends a probe request. The Access Point answers with a probe response. If there is an agreement, the Wireless LAN client starts the communication over the Access Point.
- A more detailed description of beacon frames can be found in [Sauter2008].

Standard	Description
802.11	Protocol for transmission methods for wireless networks, defined in 1997 for 2 MBit/s at 2,4 GHz
802.11a	Wireless LAN <b>up to 54 MBit/s</b> at 5 GHz
802.11b	Wireless LAN <b>up to 11 MBit/s</b> at 2,4 GHz
802.11f	Roaming between access points of different manufacturers (published in 2003 and withdrawn by IEEE in 2006) [IEEE2010]
802.11g	Wireless LAN <b>up to 54 MBit/s</b> at 2,4 GHz
802.11i	Extended security features: AES, 802.1x, TKIP
802.11n	Wireless LAN <b>up to 450 MBit/s</b> when using 3 spatial streams (3x 150 Mbit/s) at 2,4 GHz or 5 GHz *)
802.11r	Fast Roaming/Fast BSS Transition
802.11ac	Wireless LAN using 3 spatial streams at 5 GHz: <b>Up to 1.3 GBit/s</b> (3x 433 Mbit/s) or even <b>up to 2.6 GBit/s</b> (3x 867 Mbit/s, part of 802.11ac Wave2) *) **)
802.11ad	Wireless LAN at 60GHz: <b>Up to 7GBit/s</b>

\*) 802.11n and 802.11ac data rates depend on the number of antennas and spatial streams (“parallele räumliche Inhaltsströme”) supported by the hardware. 802.11ac devices often support 3 streams at most. 802.11n specifies a maximum of 4 streams, 802.11ac a maximum of 8 streams.

\*\*) 802.11ac is a 5 GHz-only standard, so dual-band access points and clients will probably continue to use 802.11n at 2.4 GHz in parallel. [IEEE] [Sauter 2008]

- Wireless LAN bandwidth depends on the **chosen standard**, the **distance** between client and access point, and the construction and quantity of **walls**.

Bandwidth 802.11b	Outside	Inside (Office)	Inside (House)
11 Mbps	~ 160 m	~ 50 m	< 20 m or max. 1 wall
5.5 Mbps	~ 270 m	~ 70 m	< 30 m or max. 2 walls
2 Mbps	~ 400 m	~ 90 m	< 40 m or max. 3 walls
1 Mbps	~ 550 m	~ 115 m	< 50 m or max. 4 walls

[Lanz 2003]

- 802.11b** uses the **2.4 GHz frequency band**. Reach depends even more on local circumstances when using newer IEEE standards together with **5 GHz frequency band**.

- Wireless LAN
  - Basics
  - Components and Infrastructures
  - State-of-the art Encryption
  - Mobility and Roaming
- Mobile IP – Mobility support for TCP/IP
- IP-based Radio Access Networks



- Components (802.11b)

- Access Point (AP)

Sender and receiver station that allows the connecting of many stations



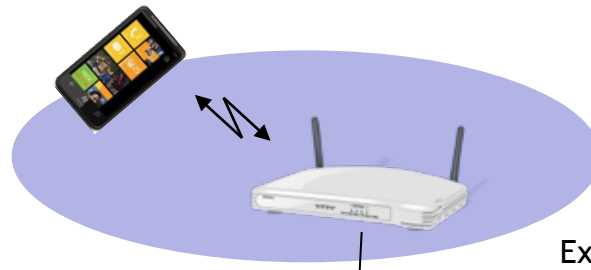
- Stations

End-systems that establish a wireless connection e.g. by using an Access Point (e.g. a notebook with built-in Wireless LAN)

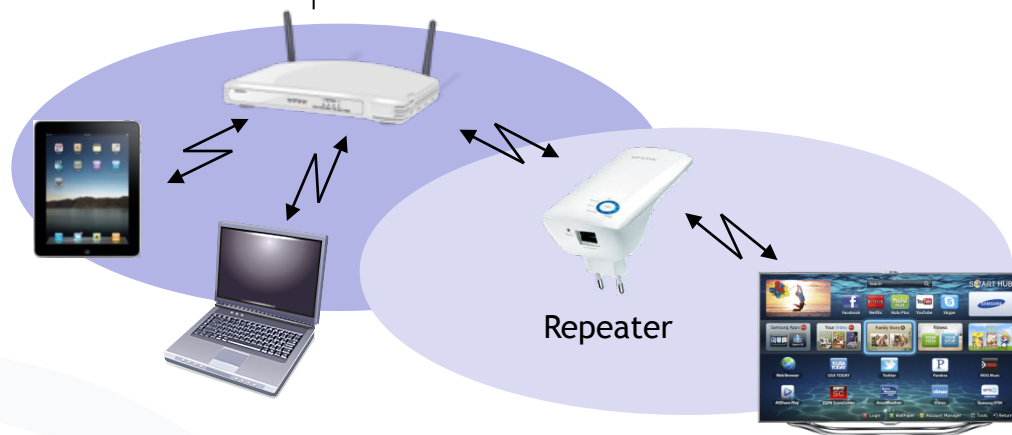


# Wireless LAN Infrastructures

## Infrastructure Network



Existing cable based Network



## Ad hoc Networks



- Wireless LAN
  - Basics
  - Components and Infrastructures
  - State-of-the art Encryption
  - Mobility and Roaming
- Mobile IP – Mobility support for TCP/IP
- IP-based Radio Access Networks

- There are numerous methods for Wireless LAN encryption.
- We are only looking at methods that use a pre-shared key (PSK).
- WEP encryption methods are outdated and hence insecure:
  - Wired Equivalent Privacy (WEP) 64-bit
  - Wired Equivalent Privacy (WEP) 128-bit
- WEP 128-bit can be by-passed within minutes. [Heise 2007]



- **Wi-Fi Protected Access (WPA)** was developed by the Wi-Fi Alliance. [Wi-Fi 2010]



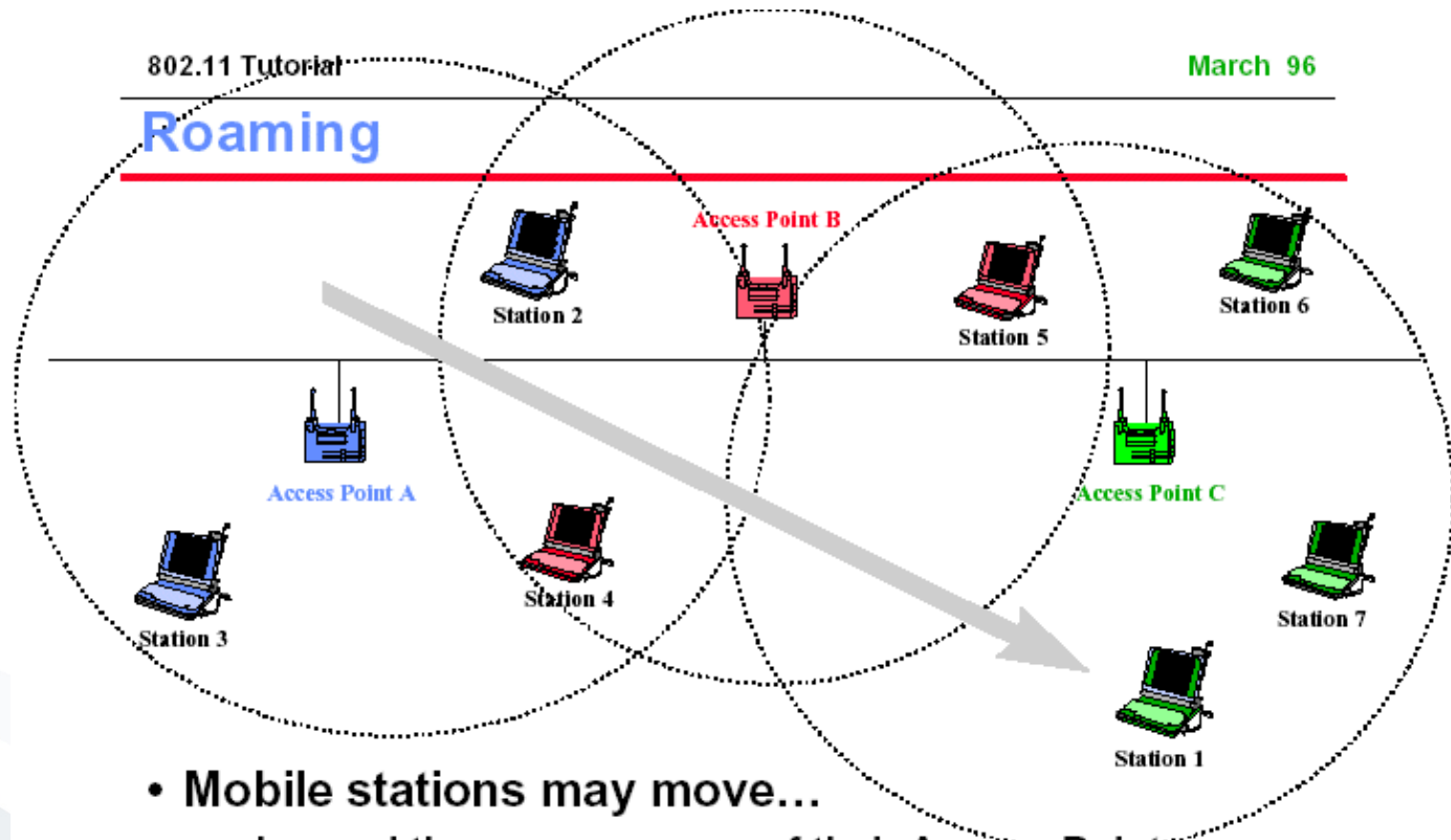
- There are two versions of **Wi-Fi Protected Access**, WPA and WPA2:
  - **WPA** includes most of the 802.11i standard, but is **outdated and insecure** as it has various weaknesses:
    - Vulnerability to dictionary attacks when using a weak PSK
    - Other weaknesses inherited from earlier standards [ArsT 2008]
  - **WPA2** includes **802.11i** to its full extent and also the Advanced Encryption Standard (AES).

- Wireless LAN
  - Basics
  - Components and Infrastructures
  - State-of-the art Encryption
  - Mobility and Roaming
- Mobile IP – Mobility support for TCP/IP
- IP-based Radio Access Networks

# Restrictions of WLAN Mobility

- No existing standard for “handover” or “roaming” between:
    - Access points (AP)
    - Different providers of APs
  - Change of AP leads to
    - Connection interrupt
    - New connection/authentication
  - Non-uniform accounting / user administration
- Some of the reasons why WLAN will not replace mobile communication networks

# Wireless LAN Mobility Problems

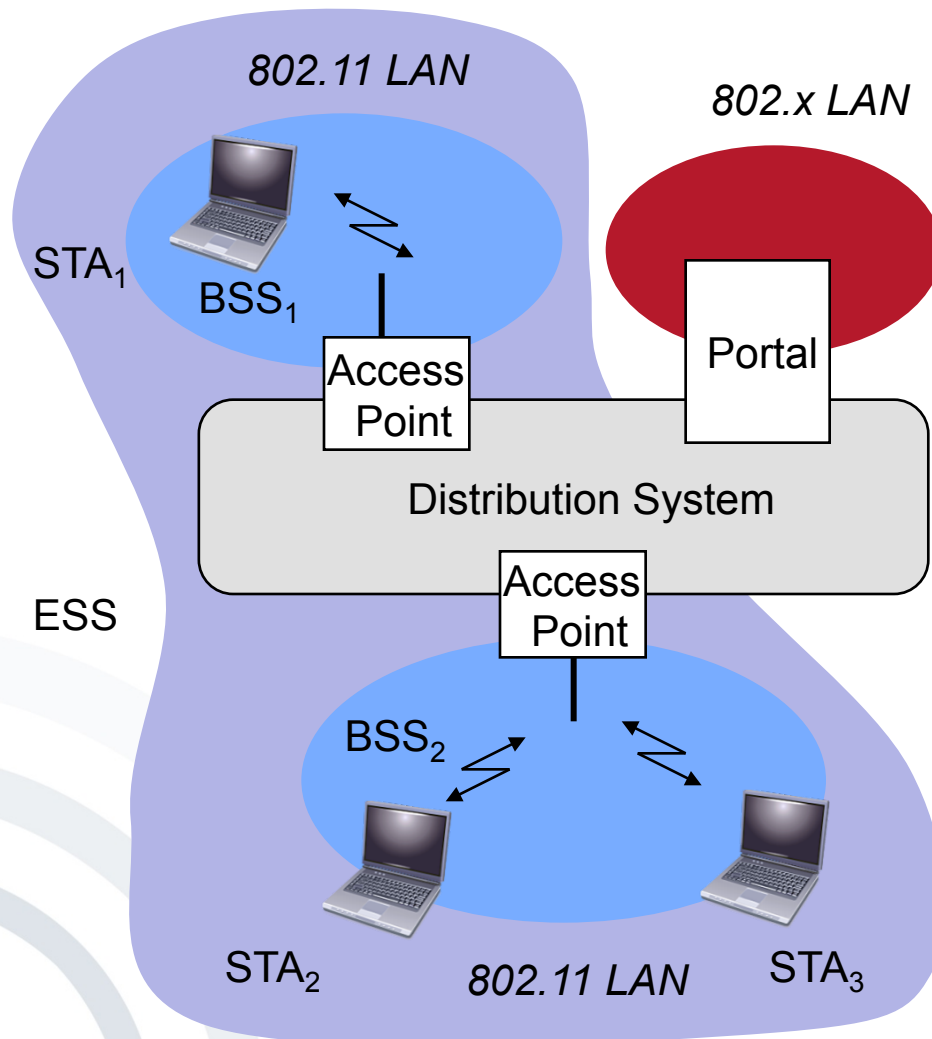


- Mobile stations may move...
  - beyond the coverage area of their Access Point
  - but within range of another Access Point
- Reassociation allows station to continue operation



- Approaches to perform “roaming”
  - By a combination of several access points a so-called distribution system is growing.
  - Every access point covers one radio cell.
  - Upon leaving a radio cell the station starts scanning for other existing access points (which may use the same SSID, but a different transmission channel) and tries to connect.
  - Following the connection to a new access point the distribution system and the access point that was used before will be informed.

# Wireless LAN “Roaming”



## Station (STA)

- Computer with access to the wireless medium and radio connect to the AP

## Basic Service Set (BSS)

- Group of stations, which use the same radio frequency

## Access Point

- Station which is integrated into the radio as well as the fixed local area network (distribution system)

## Portal

- Transfer into another network

## Distribution systems

- Connection of different cells for building a larger network (ESS: Extended Service Set)

- **BSS = Basic Service Set.**  
A *Basic Service Set (BSS)* is one Wireless LAN access point + all associated stations.
- The client decides which access point to (re)connect to in case the connection to the previous access point is lost (e.g. due to the client moving out of range).
- Wireless security protocols induce interruptions of several seconds during necessary reconnection (problem when using Voice-over-IP telephony connections!).
- Since 2008 a standard for “roaming” between Wireless LAN access points is available:  
**IEEE 802.11r = fast roaming and fast BSS transition**
  - As of February 2013, no Intel devices support the 802.11r standard. [Intel 2013]
  - For Apple devices iOS 6 introduced support for 802.11r (optimized client roaming on enterprise Wi-Fi networks). [Apple 2012]

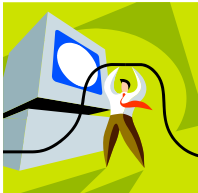
- Wireless LAN
  - Basics
  - Components and Infrastructures
  - State-of-the art Encryption
  - Mobility and Roaming
- Mobile IP – Mobility support for TCP/IP
- IP-based Radio Access Networks

The situation today:

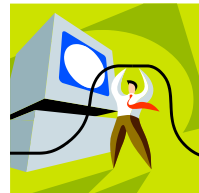
- Separate IP addresses in the office and at home
- DHCP - dynamic IP address assignment
- Dial-up with dynamic IP addresses
  - Continuous accessibility via one IP address is not guaranteed.
  - Connection interruptions during access point switches



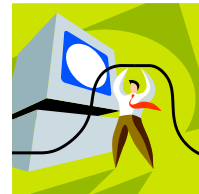

Partner B  
IP address, e.g.  
61.9.193.200



Router



Router



Router



Partner A  
IP address,  
e.g. 141.2.74.211



Router

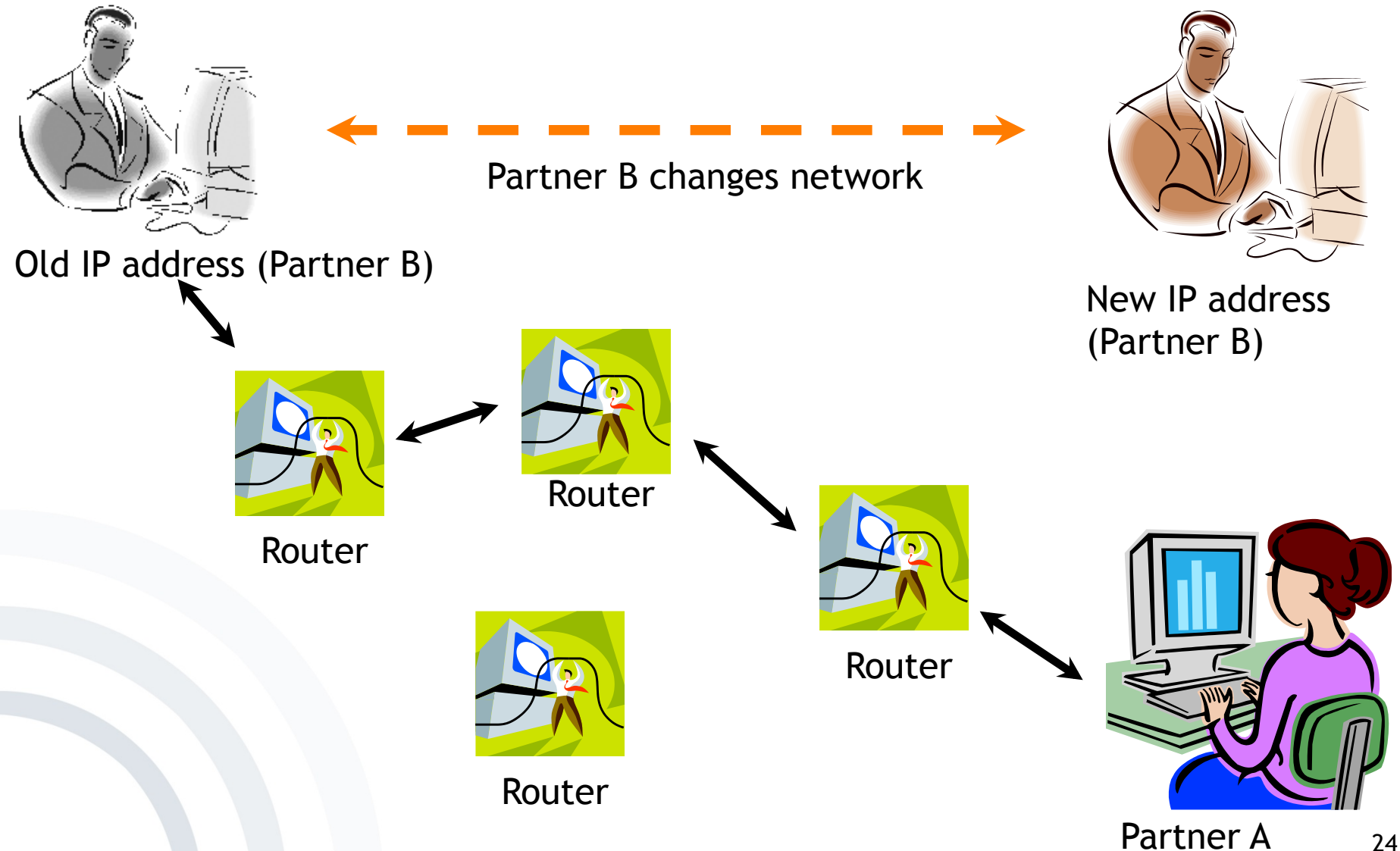
- Routing takes place from Partner A node to Partner B node and in reverse direction.
- Both nodes have their own address.
- The route follows the addresses.
- Routing of data packets by routers

## Standards

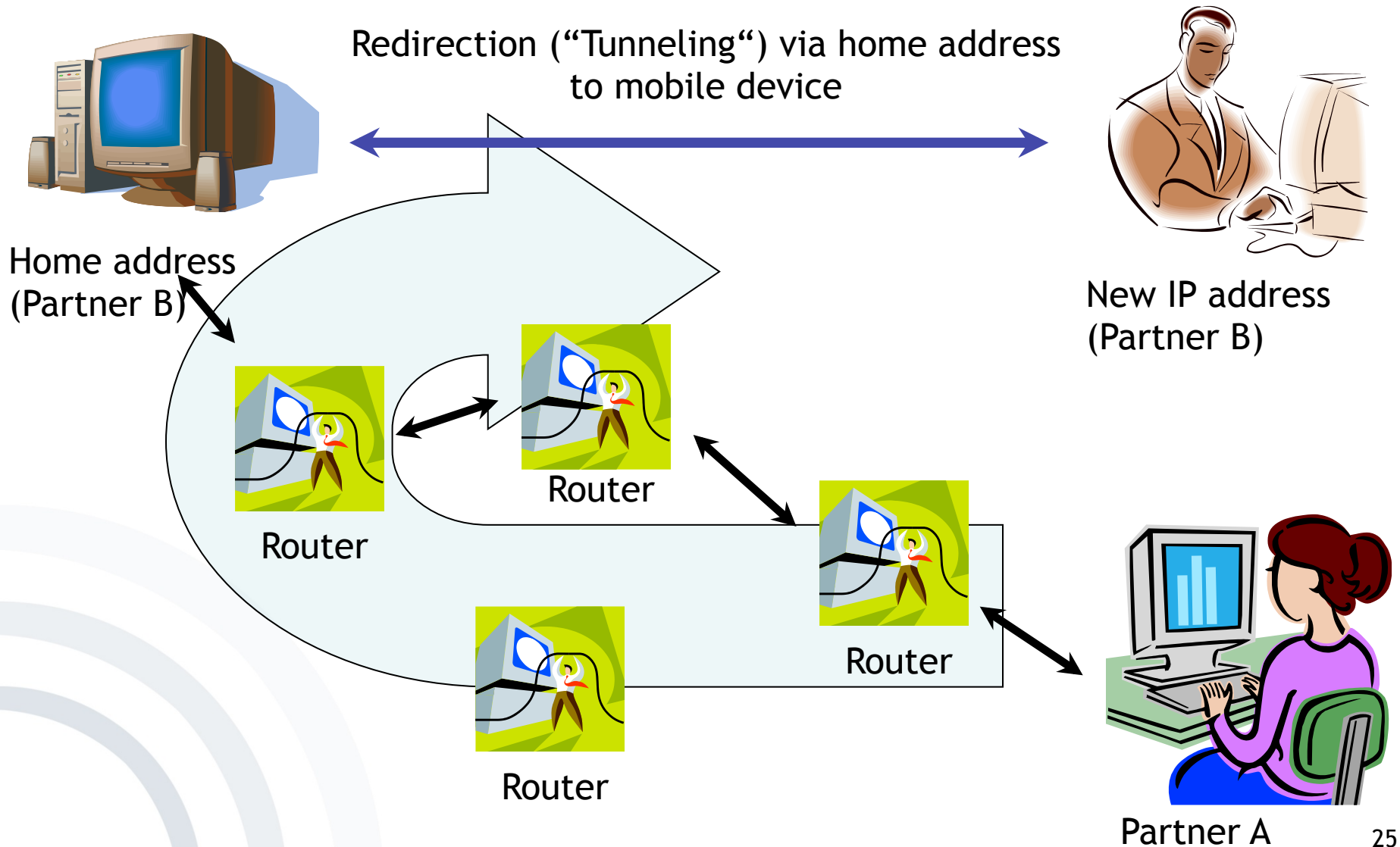
- Internet Engineering Task Force (IETF)

[www.ietf.org](http://www.ietf.org)

- RFC 2002: IP Mobility Support
- RFC 2977: Mobile IP Authentication, Authorization, and Accounting Requirements

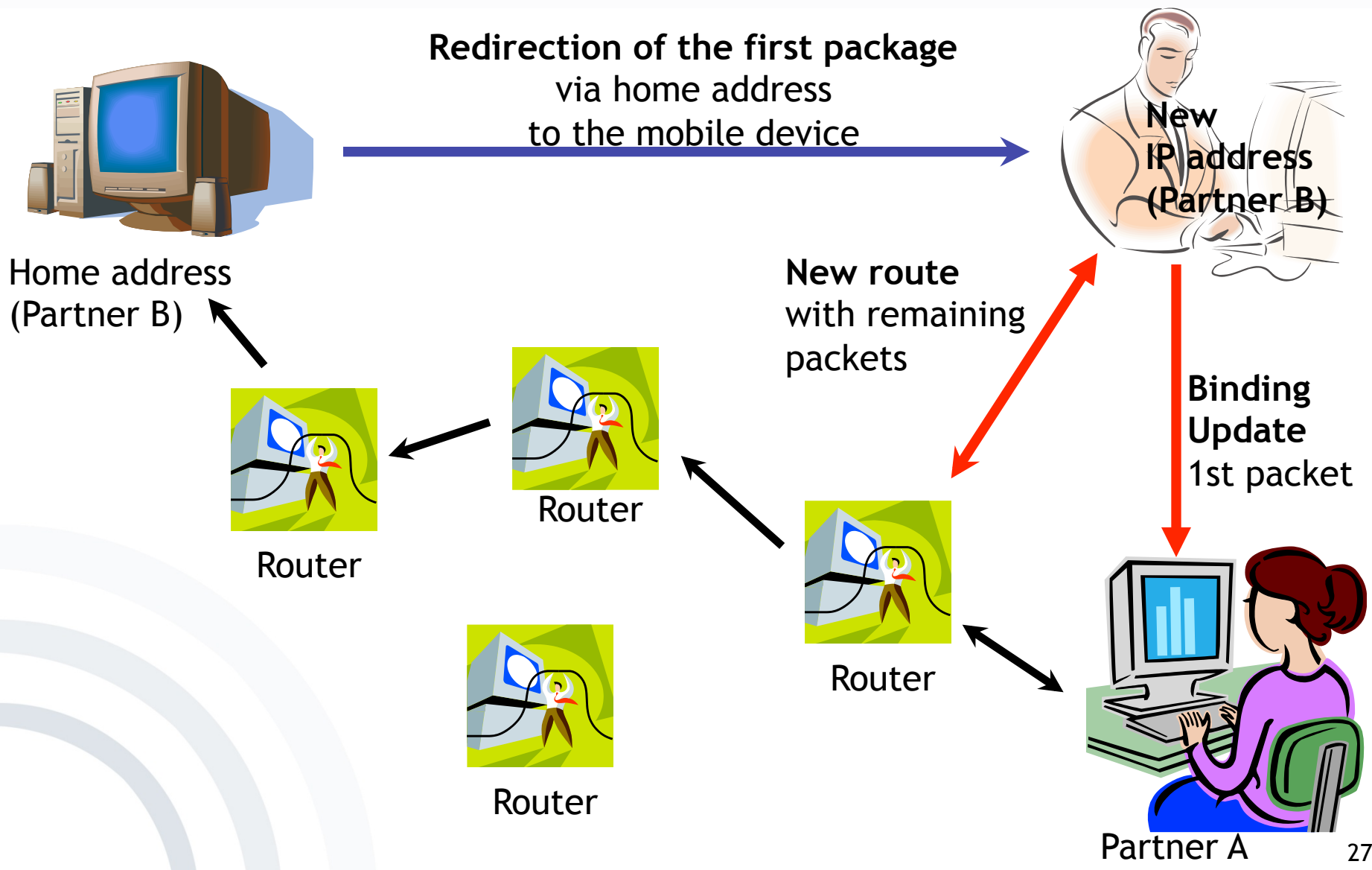






- **But redirection implies**
  - A longer route than before
  - Higher runtime
  - Avoidable usage of resources

# Mobile IP Mobility solution - Binding Update

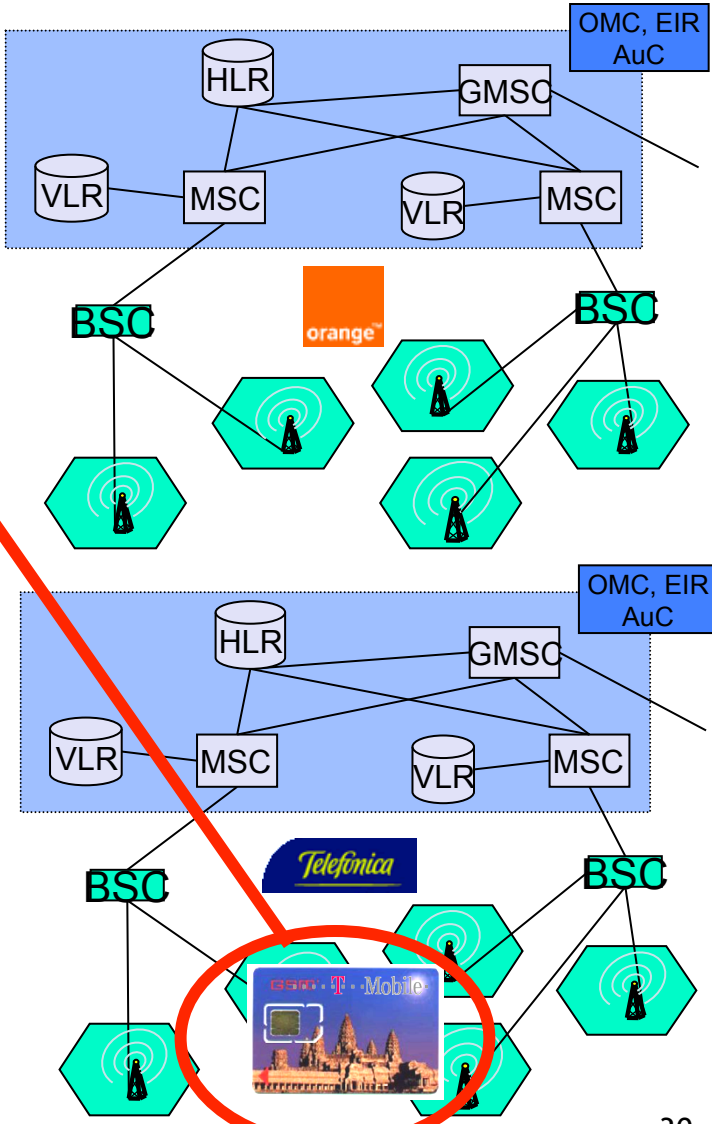
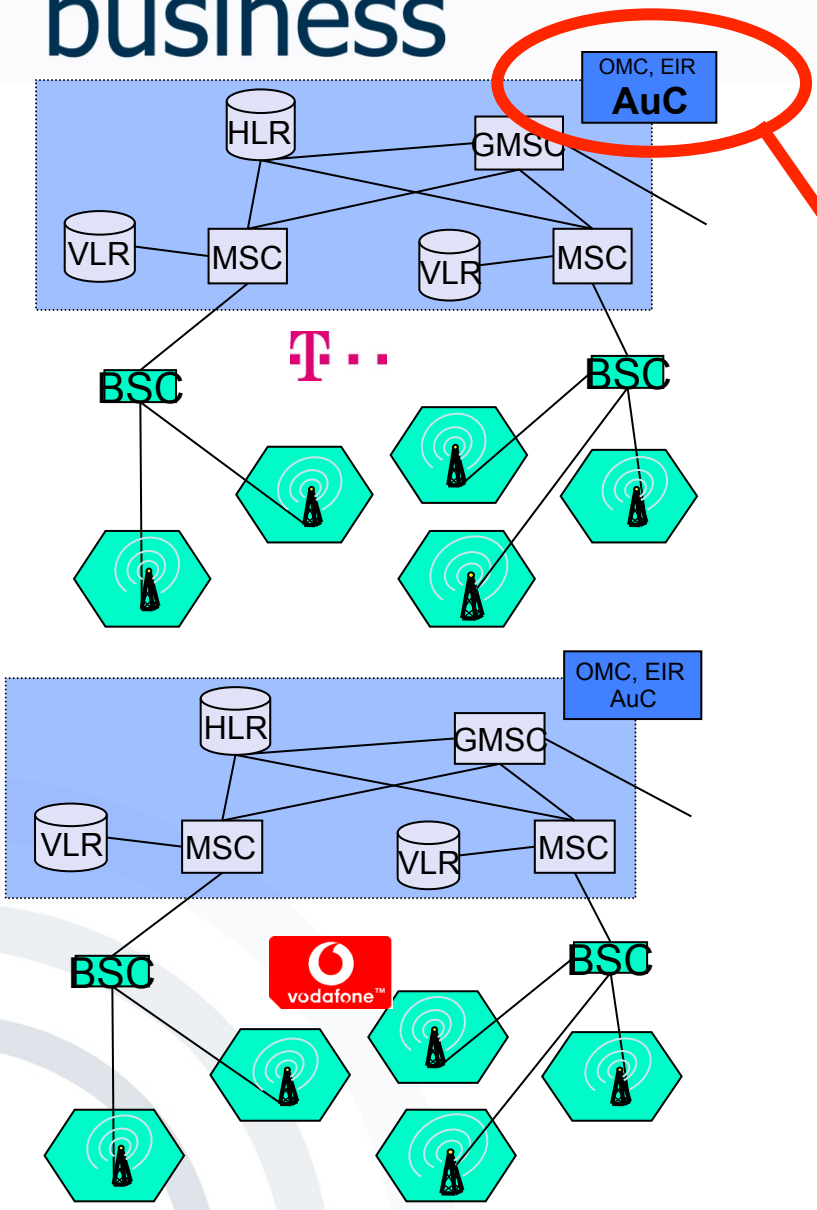


- Possible attack with illegitimate binding update: **Capture the route** and redirect the TCP/IP session.
  - ➔ Therefore, authentication of Binding Update (BU) messages and address check is required.
- In addition, **observation** of user movements through their Binding Updates!
  - ➔ Anonymous communication-channels are necessary to protect privacy.

- In the **Domain Name System** a domain-name belongs to a fixed IP address (e.g. `www.m-lehrstuhl.de` = `141.2.66.180`).
  - Changing these addresses requires an update-time of several hours ➔ this is no usable solution.
- **Better solution: Dynamic DNS**
  - Modification time: 15 minutes
  - Problem: applications resolve a name just once and do not query possible address changes thereafter.

# Roaming

## SIM Based Roaming



- Wireless LAN
  - Basics
  - Components and Infrastructures
  - State-of-the art Encryption
  - Mobility and Roaming
- Mobile IP – Mobility support for TCP/IP
- IP-based Radio Access Networks

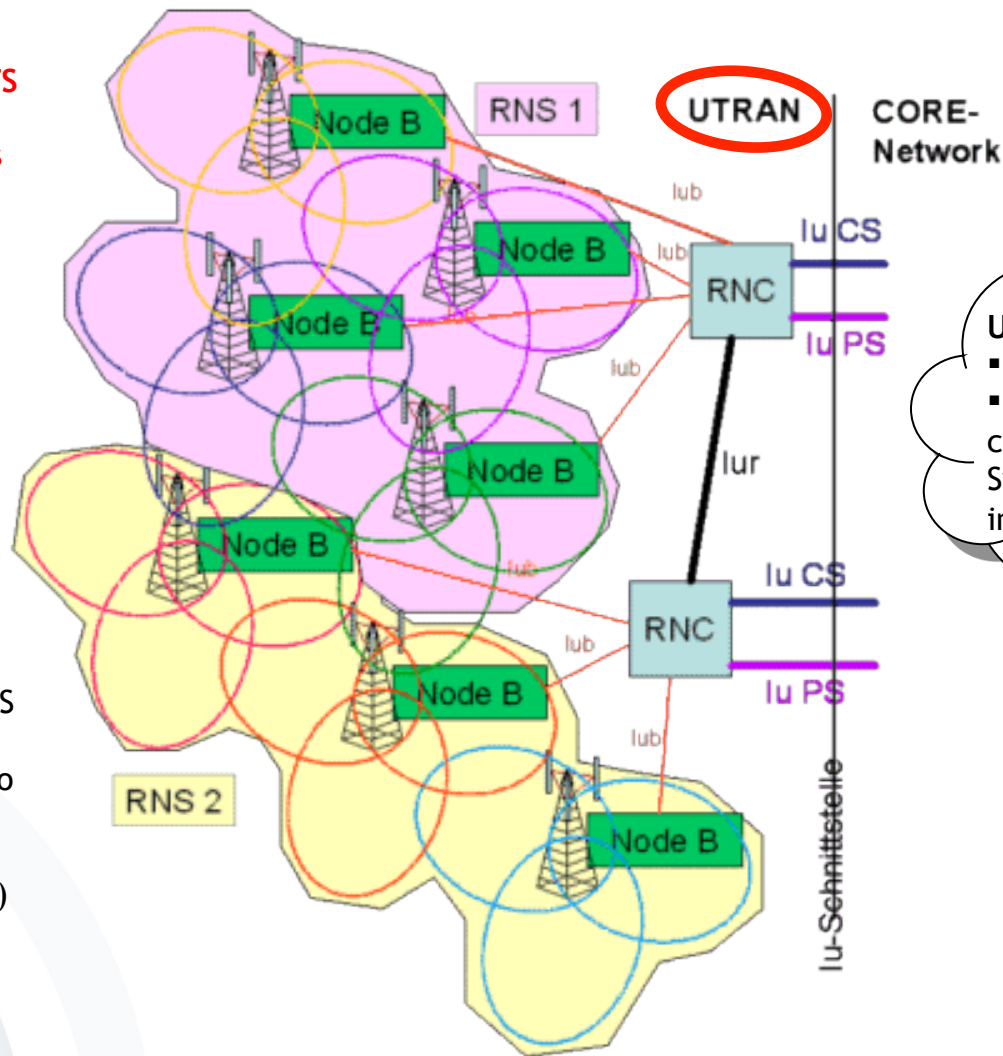
# UMTS (3G) System Architecture

- **UTRAN: UMTS Terrestrial Radio Access Network**

- **RNS:** Radio Network Subsystem

- **RNC:** Radio Network Controller (controls the Node Bs)

- **Node B:** UMTS base stations (equivalent to base transceiver stations (BTS) in GSM)



## UMTS Core network

- is not shown here in detail
- UMTS Core network corresponds to Network- & Switching Subsystem (NSS) in GSM

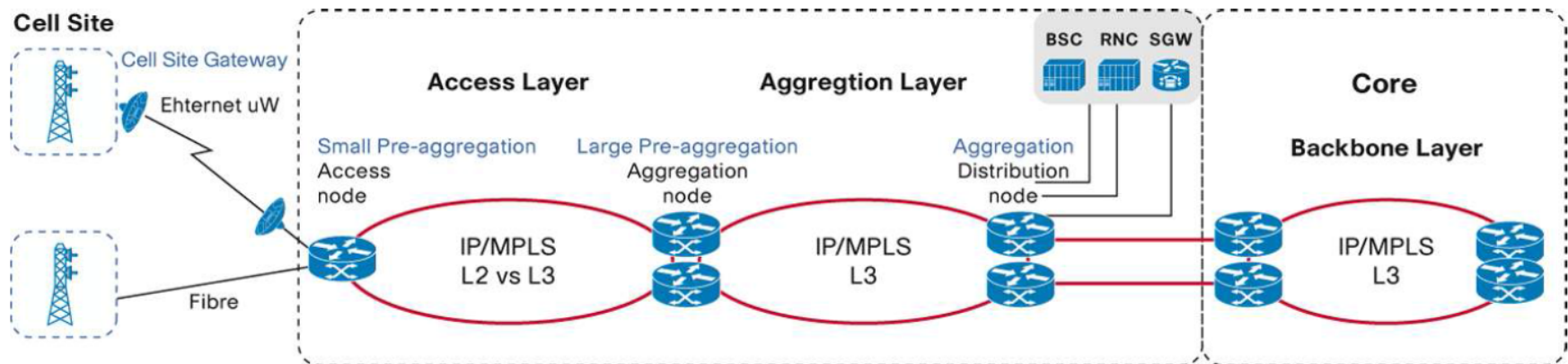


# Radio Access Networks (RAN)

- Part of a mobile telecommunication system
- Provides connection between device (phone, computer, or machine) and core network
- Implements certain radio access technologies, e.g. GSM or 3G
- Examples of radio access network types are:
  - **GRAN:** GSM radio access network
  - **GERAN:** essentially the same as GRAN but specifying the inclusion of EDGE packet radio services
  - **UTRAN:** UMTS radio access network
  - **E-UTRAN:** Long Term Evolution (LTE) high speed, low latency radio access network
- Some handsets have capability to be simultaneously connected to multiple RANs (dual-mode handsets).

# IP-based Radio Access Networks (IP RAN)

- All different backhaul technologies may be collapsed onto a single IP/MPLS network (MPLS = Multiprotocol Label Switching) → End-to-end IP approach
- Support for legacy services and reduced cost per bit
- 2G, 3G, and 4G radio technologies transparently supported
- Cost savings possible due to alternative transport media (such as Ethernet and DSL)



- [Apple 2012] Apple Inc. iOS 6: Wi-Fi network roaming with 802.11k and 802.11r. <http://support.apple.com/kb/HT5535>, accessed 2013-10-11.
- [ArsT 2008] Battered, but not broken: understanding the WPA crack". Ars Technica. 2008-11-06, accessed 2013-10-11.
- [Cisco 2011] Benefits to Using Layer 3 Access for IP Radio Access Networks (2011), [http://www.cisco.com/c/en/us/solutions/collateral/service-provider/unified-ran-backhaul/white\\_Paper\\_c11-663732.pdf](http://www.cisco.com/c/en/us/solutions/collateral/service-provider/unified-ran-backhaul/white_Paper_c11-663732.pdf), accessed 2014-10-28.
- [Cisco 2014] IP RAN - Radio Access Networks, [http://www.cisco.com/web/IN/solutions/sp/mobile\\_internet/ipran\\_radio\\_access\\_networks.html#~overview](http://www.cisco.com/web/IN/solutions/sp/mobile_internet/ipran_radio_access_networks.html#~overview), accessed 2014-10-28.
- [Heise 2007] Heise Online: WEP-Verschlüsselung von WLANs in unter einer Minute geknackt (04.04.2007), accessed 2010-10-10.
- [IEEE] IEEE, <http://grouper.ieee.org/groups/802/11/>, accessed 2013-10-09.
- [IEEE 1996] IEEE (1996), 802.11 Tutorial - MAC Entity, 1996, <http://grouper.ieee.org/groups/802/11/Tutorial/MAC.pdf>, accessed 2013-10-28
- [IEEE 2010] OFFICIAL IEEE 802.11 WORKING GROUP PROJECT TIMELINES [http://grouper.ieee.org/groups/802/11/Reports/802.11\\_Timelines.htm](http://grouper.ieee.org/groups/802/11/Reports/802.11_Timelines.htm), accessed 2010-10-10.

- [Intel 2013] Intel Support Community. <https://communities.intel.com/thread/34273>, accessed 2013-10-11.
- [Lanz 2003] Lanz, R. (2003) „Wireless Local Area Network“, Berner Fachhochschule, Hochschule für Technik und Architektur
- [Radmacher 2004] Radmacher, M. (2004), "Sicherheits- und Schwachstellenanalyse entlang des Wireless-LAN-Protokollstacks“, Universität Duisburg-Essen, p. 116
- [Sauter 2008] Sauter, M. (2008): Grundkurs Mobile Kommunikationssysteme (3., erweiterte Auflage), Vieweg, Wiesbaden.
- [Wiki 2014] Wikipedia, the free encyclopedia (2014): Radio access network, [http://en.wikipedia.org/wiki/Radio\\_access\\_network](http://en.wikipedia.org/wiki/Radio_access_network), accessed 2014-10-28.
- [Winter 2003] Winter M.-A. (2003) „WLAN: Kostenlos durch Sicherheitslücken surfen“, <http://www.teltarif.de/arch/2003/kw06/s9809.html>, accessed 2013-10-28
- [Wi-Fi 2010] The Wi-Fi Alliance, <http://www.wi-fi.org>, accessed 2013-10-28.